



THE METROPOLITAN

# PLAN B

1,331 sf

2BR, 2BA,






UNIT #:

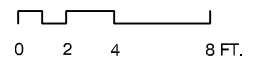
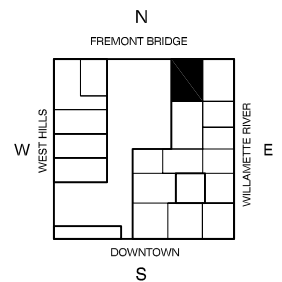
305, 405, 505,

605, 705



### FINISH LEGEND

-  WOOD FLOOR
-  STONE TILE
-  CERAMIC TILE
-  MOSAIC TILE
-  CARPET



Square footage and dimensions are estimated based on preliminary floor plans. Prices and availability are subject to change without notice. Floor plans are subject to minor variations as required at the sole discretion of the developer.

